

# GLAVAL | Universal



**FOREST RIVER**  
BUS & VAN

[FORESTRIVERBUS.COM](http://FORESTRIVERBUS.COM)

Functionality + accessibility.

## SAFETY AND COMFORT, INSIDE AND OUT.

The Universal blends safety, durability, and value. Built on Ford's E-series chassis, it has a welded steel frame, plywood flooring, and stainless-steel screws. Its exterior features laminated sidewalls and fiberglass caps for flexibility and dependability.

### PASSENGERS



Up to 25

### BUS LENGTH



20' - 25'

### BUS CHASSIS



Ford E350/  
Ford E450

### WHEELCHAIR

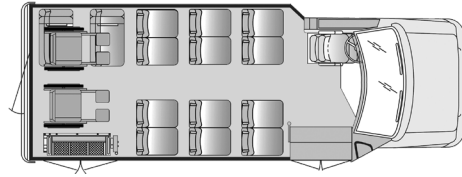


Side Access

transporting what matters.

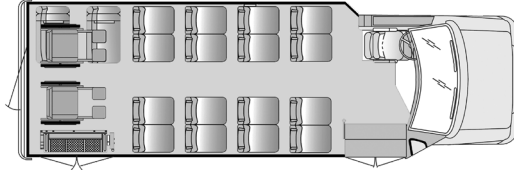
12

12 passenger + 2 wheelchair  
+ driver



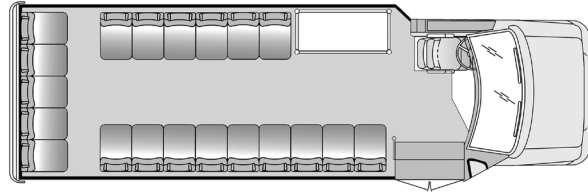
16

16 passenger + 2 wheelchair  
+ driver



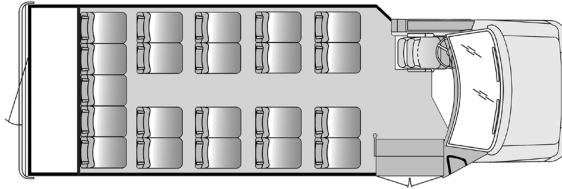
20

20 passenger w/interior  
luggage + driver



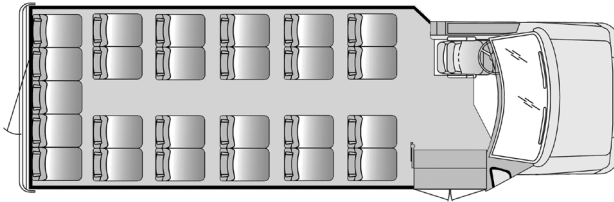
21

21 passenger w/rear luggage  
+ driver



25

25 passenger + driver



|   | 20'        | 22'        | 24'        | 25'        |
|---|------------|------------|------------|------------|
| Length                                    | 20'        | 22'        | 24'        | 25'        |
| Wheelbase                                 | 138"       | 158"       | 158"       | 190"       |
| Chassis                                   | Ford E350  | Ford E350  | Ford E450  | Ford E450  |
| Engine                                    | 7.3L Gas   | 7.3L Gas   | 7.3L Gas   | 7.3L Gas   |
| GVWR                                      | 11,500 lb. | 12,500 lb. | 14,500 lb. | 14,500 lb. |
| Passenger Capacity*                       | 17         | 21         | 21         | 25         |
| Overall Width                             | 96"        | 96"        | 96"        | 96"        |
| Overall Height                            | 115"       | 115"       | 116"       | 116"       |
| Interior Width                            | 93"        | 93"        | 93"        | 93"        |
| Interior Height                           | 80"        | 80"        | 80"        | 80"        |
| Ground to Int. Floor                      | 30"        | 30"        | 30"        | 30"        |
| Ground to 1st Step                        | 12"        | 12"        | 12"        | 12"        |
| Step Riser                                | 9"         | 9"         | 9"         | 9"         |
| Step Tread                                | 11.5"      | 11.5"      | 11.5"      | 11.5"      |
| Step Width                                | 35.75"     | 35.75"     | 35.75"     | 35.75"     |
| Entry Door Clear Opening w/One Grab Rail  | 31"        | 31"        | 31"        | 31"        |
| Entry Door Clear Opening w/Two Grab Rails | 30"        | 30"        | 30"        | 30"        |

\* All passenger capacities are references and subject to final weight analysis





**USB  
CHARGING  
PORTS**



**COLE  
HERSEE  
SWITCH**



**FIRE  
SUPPRESSION  
SYSTEM**



**RED AND WHITE  
DOT REFLECTIVE  
CONSPICUITY  
TAPE**



**FAREBOX  
OPTION**



**WATCH  
YOUR STEP  
RISERS**

### Standard Exterior Feature Highlights

- Fully welded corrosion-preventative coated aluminized steel cage construction with laminated sidewall structure meeting all applicable FMVSS requirements
- "Starview" drivers visibility window in front of entry door
- Electric actuated passenger entry door with full length glass
- 36" wide x 36" high upper double T-Slider tempered safety glass windows with climate control tint
- Black powder coated steel rear bumper
- Rear mud flaps
- Molded wheel flares with no exposed fasteners
- Pre-painted white galvanized steel sidewalls and skirts
- Fiberglass front and rear caps
- One-piece seamless FRP (fiberglass reinforced plastic) roof
- Breakaway rearview mirrors with built-in convex
- Sealed LED stop, tail, and turn signal lights with reverse lights
- Exterior LED front and rear marker lights

### Standard Interior Feature Highlights

- 93" interior width
- 80" interior floor to ceiling height with standard floor (raised floor is 75")
- Floor and wall seat track for flexible seating
- Black slip resistant Gerflor floor covering
- 5/8" marine tech plywood flooring
- Coved flooring to bottom of seat track
- Gray padded vinyl or cloth interior
- White step nosing at passenger door
- 1.25" left hand vertical passenger assist rail at entry door
- LED entry door step well lights
- LED driver and passenger area lighting
- FlexTech Electrical System
- Backup camera system with 7" monitor/rearview mirror combo
- Non-retractable seat belts

### Popular Option Highlights

- Stainless steel wheel inserts
- Luggage storage areas (overhead luggage racks with reading lights, interior luggage racks, rear storage area)
- Rear emergency door with window(s)
- Passenger area rear heat and air conditioning
- Passenger grab rails
- Audio and video systems
- Mid back or high back seating
- ADA and FMVSS compliant wheel chair lifts and securement systems
- Fiberglass side walls and skirts



Learn more at  
[forestriverbus.com/  
Glaval-Bus/Universal](http://forestriverbus.com/Glaval-Bus/Universal)

© 2025 Forest River Bus, LLC. All information contained on this website is believed to be accurate at the time of publication. However, during the model year, it may be necessary to make revisions, and Forest River Bus reserves the right to make changes without notice, including prices, colors, materials, equipment, and specifications, as well as the addition of new models and the discontinuance of models shown on this website. Therefore, please consult with your Forest River Bus dealer and confirm the existence of any material, design, or specifications before your purchase.